

2023 annual report to the Community

Augusta Park Primary School


Augusta Park Primary School number: 990

Partnership: Port Augusta - Quorn



School principal:

Rebecca Mueller


Signature

Date of endorsement:

25/03/2024



Context Statement

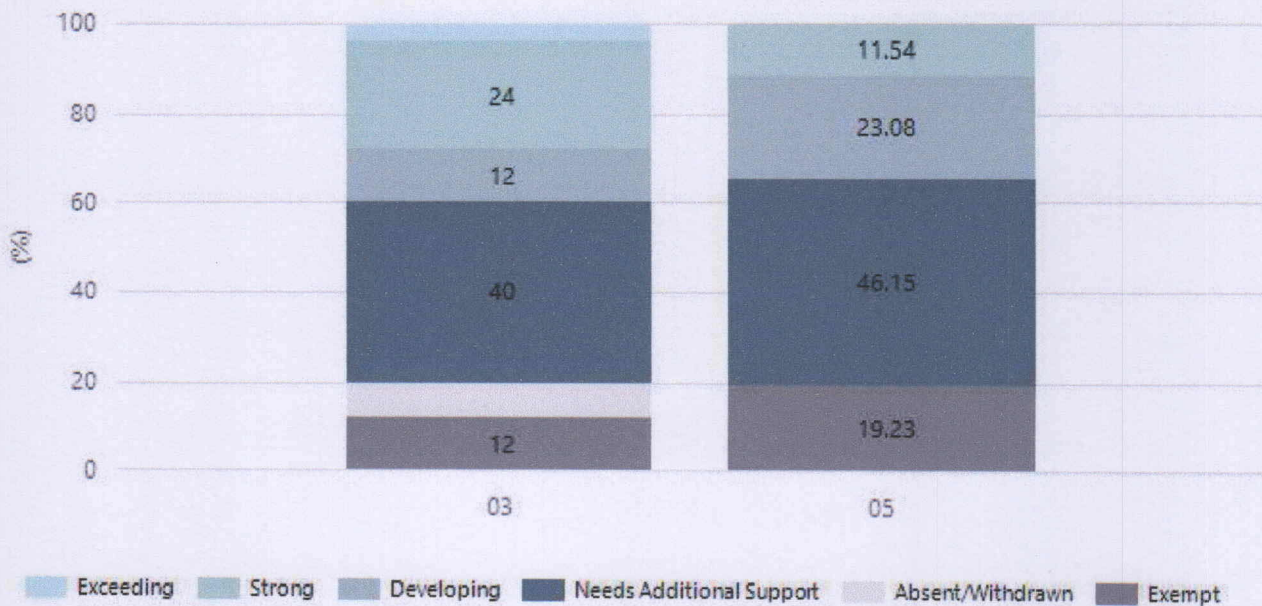
Augusta Park Primary School caters for students from R-6. At the time of this report, the enrolment in 2023 is 175. Augusta Park Primary School is classified as Category 1 on the Department for Education Index of Educational Disadvantage. At the time of this report, the school population includes 57% Aboriginal students, 17% students with disabilities, 38% students with English as an additional language or dialect (EALD) funded background, 9% children/young people in care. Further information about the school is available on the school's website (including its context statement), as well as the My School website.

Performance Summary

NAPLAN Proficiency

In 2023, the Australian Curriculum, Assessment and Reporting Authority (ACARA) - a Commonwealth Independent statutory authority - announced changes to NAPLAN performance reporting. This new way of reporting by ACARA that NAPLAN results from 2023 will not be comparable to previous years. The new approach replaces the previous numerical NAPLAN bands and the national minimum standard.

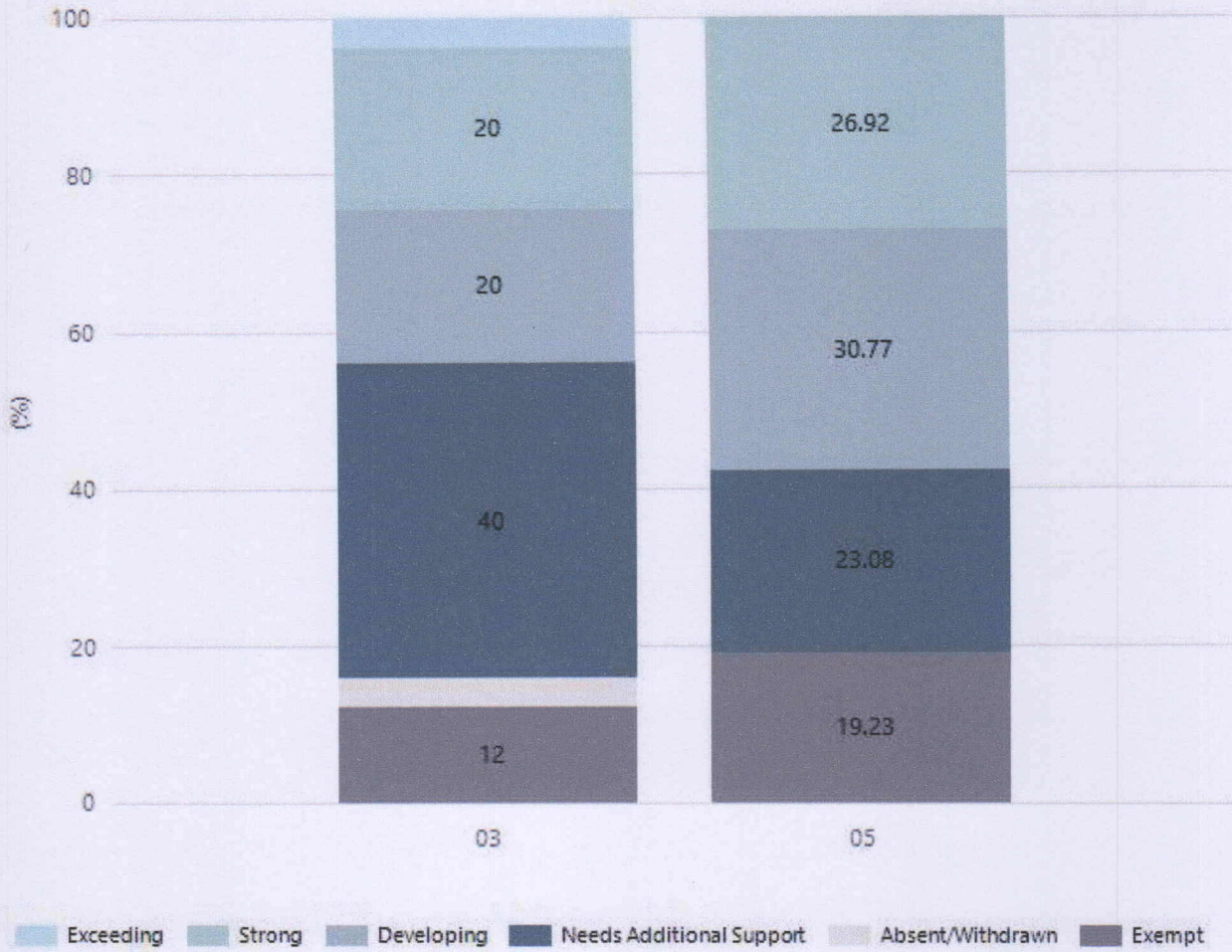
Numeracy



Year Level	03	05
Exceeding	1	
Strong	6	3
Developing	3	6
Needs Additional Support	10	12
Absent/Withdrawn	2	
Exempt	3	5
Total	25	26

Data Source: Department for Education Assessment Data Holdings, 2023. When there are less than six students in a cohort, no data is supplied.

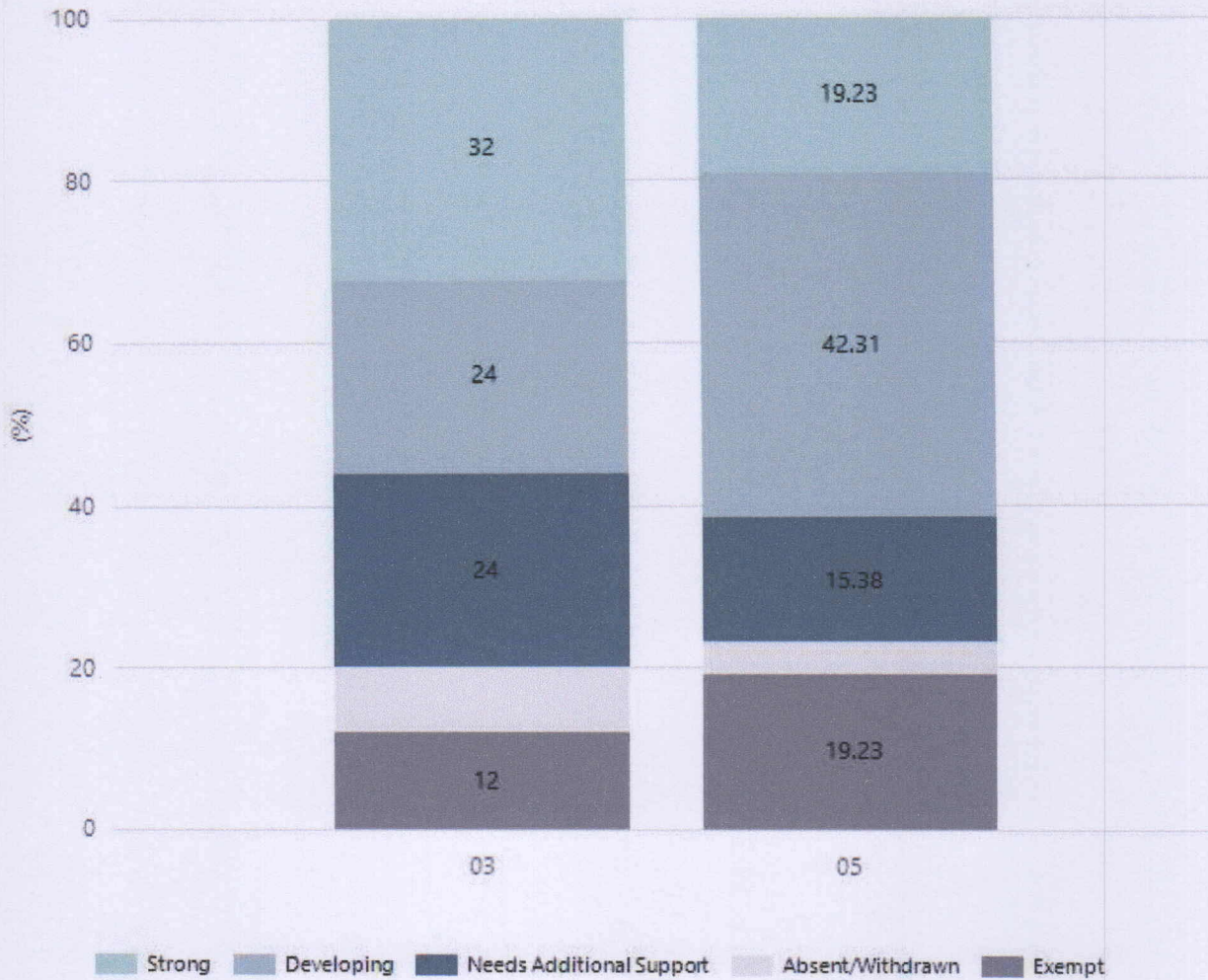
Reading



Year Level	03	05
Exceeding	1	
Strong	5	7
Developing	5	8
Needs Additional Support	10	6
Absent/Withdrawn	1	
Exempt	3	5
Total	25	26

Data Source: Department for Education Assessment Data Holdings, 2023. When there are less than six students in a cohort, no data is supplied.

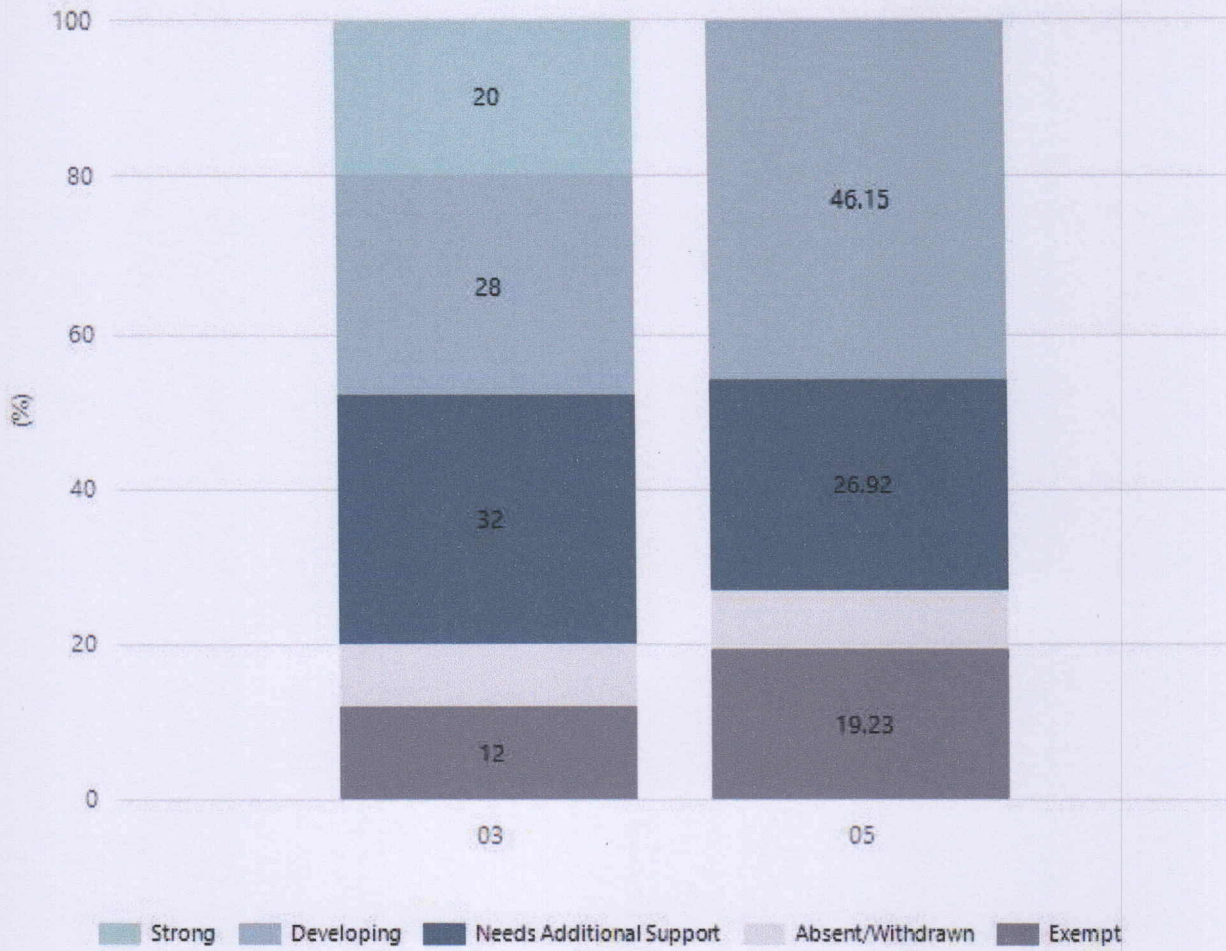
Writing



Year Level	03	05
Strong	8	5
Developing	6	11
Needs Additional Support	6	4
Absent/Withdrawn	2	1
Exempt	3	5
Total	25	26

Data Source: Department for Education Assessment Data Holdings, 2023. When there are less than six students in a cohort, no data is supplied.

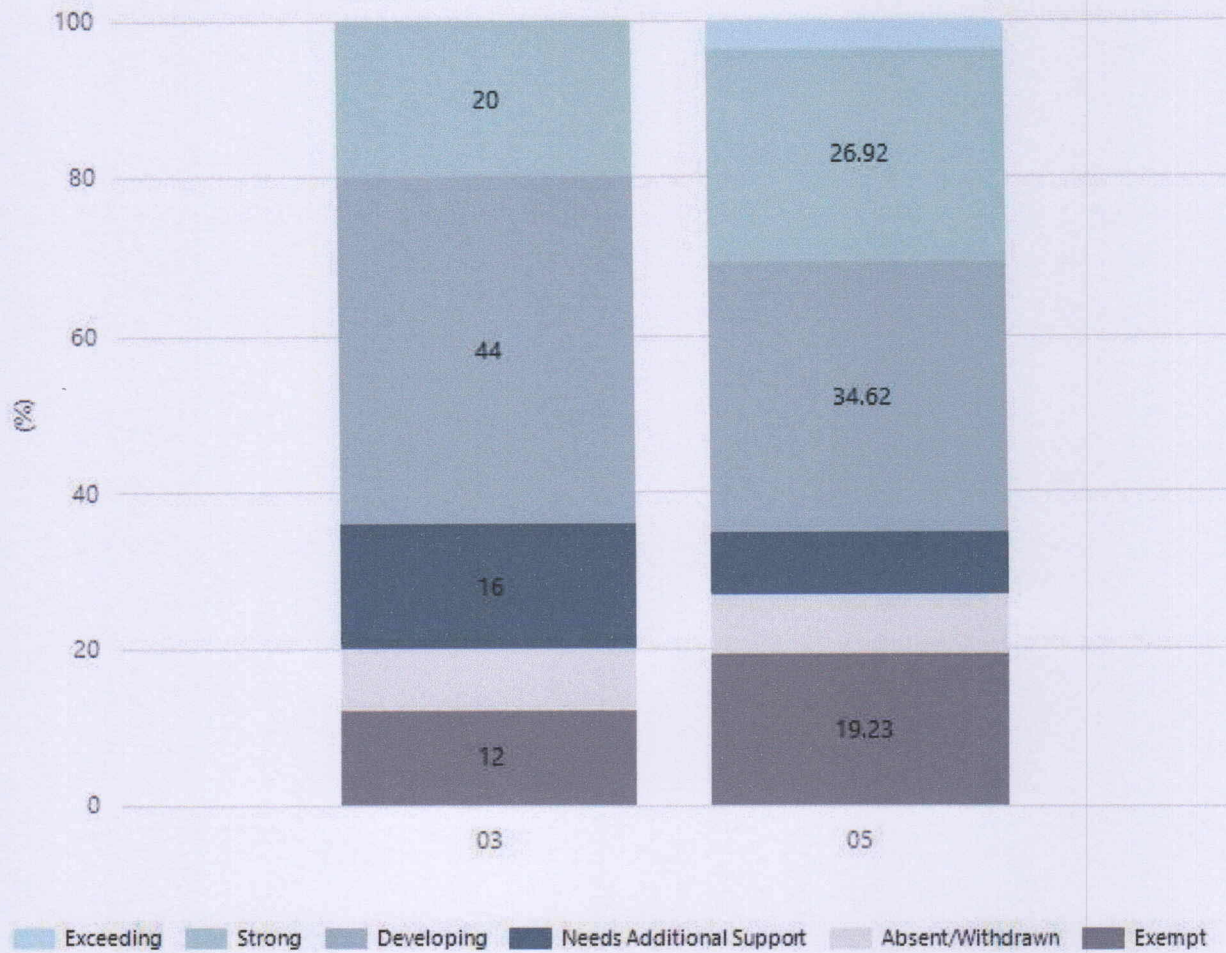
Grammar



Year Level	03	05
Strong	5	
Developing	7	12
Needs Additional Support	8	7
Absent/Withdrawn	2	2
Exempt	3	5
Total	25	26

Data Source: Department for Education Assessment Data Holdings, 2023. When there are less than six students in a cohort, no data is supplied.

Spelling

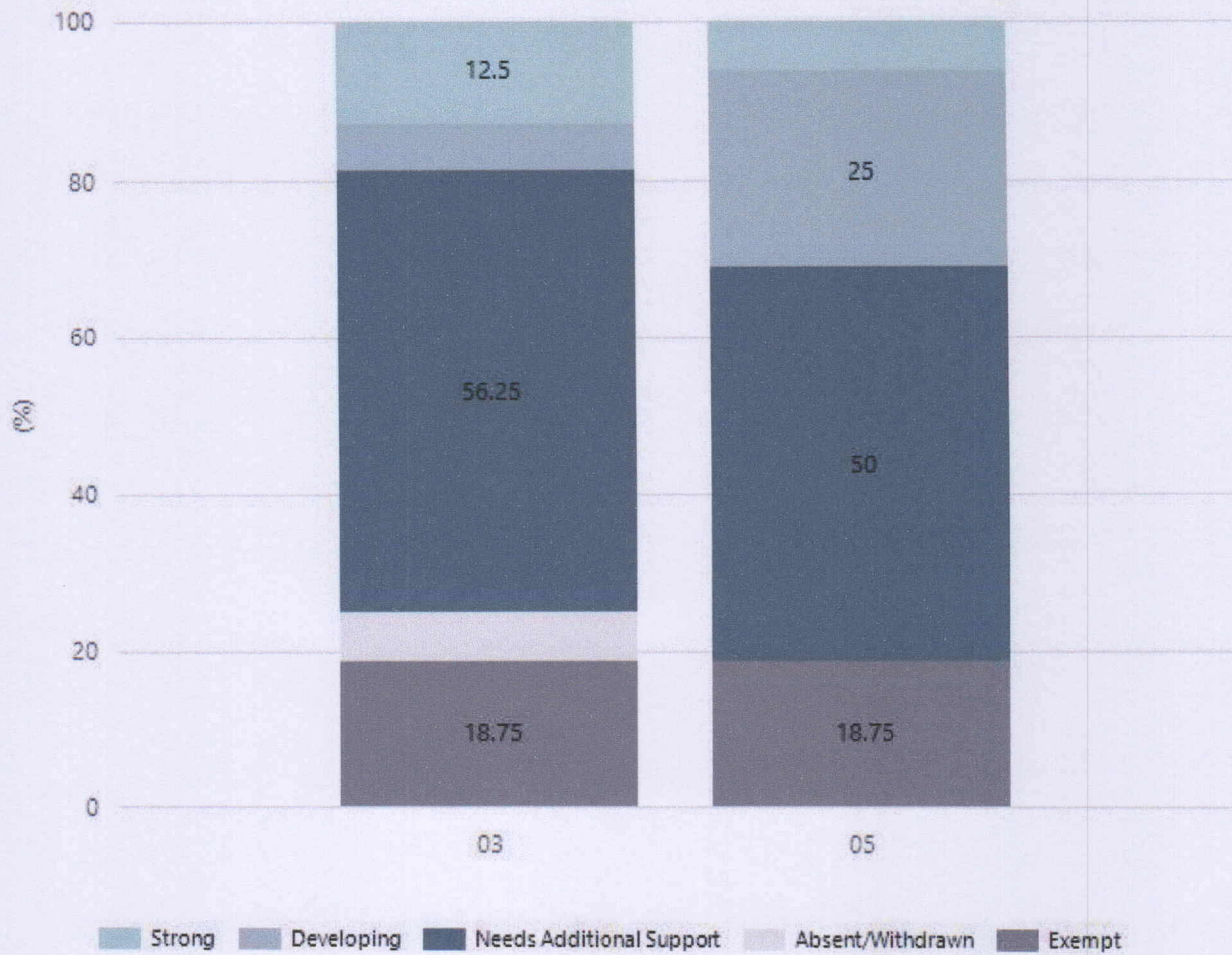


Year Level	03	05
Exceeding		1
Strong	5	7
Developing	11	9
Needs Additional Support	4	2
Absent/Withdrawn	2	2
Exempt	3	5
Total	25	26

Data Source: Department for Education Assessment Data Holdings, 2023. When there are less than six students in a cohort, no data is supplied.

NAPLAN Proficiency - Aboriginal Learners

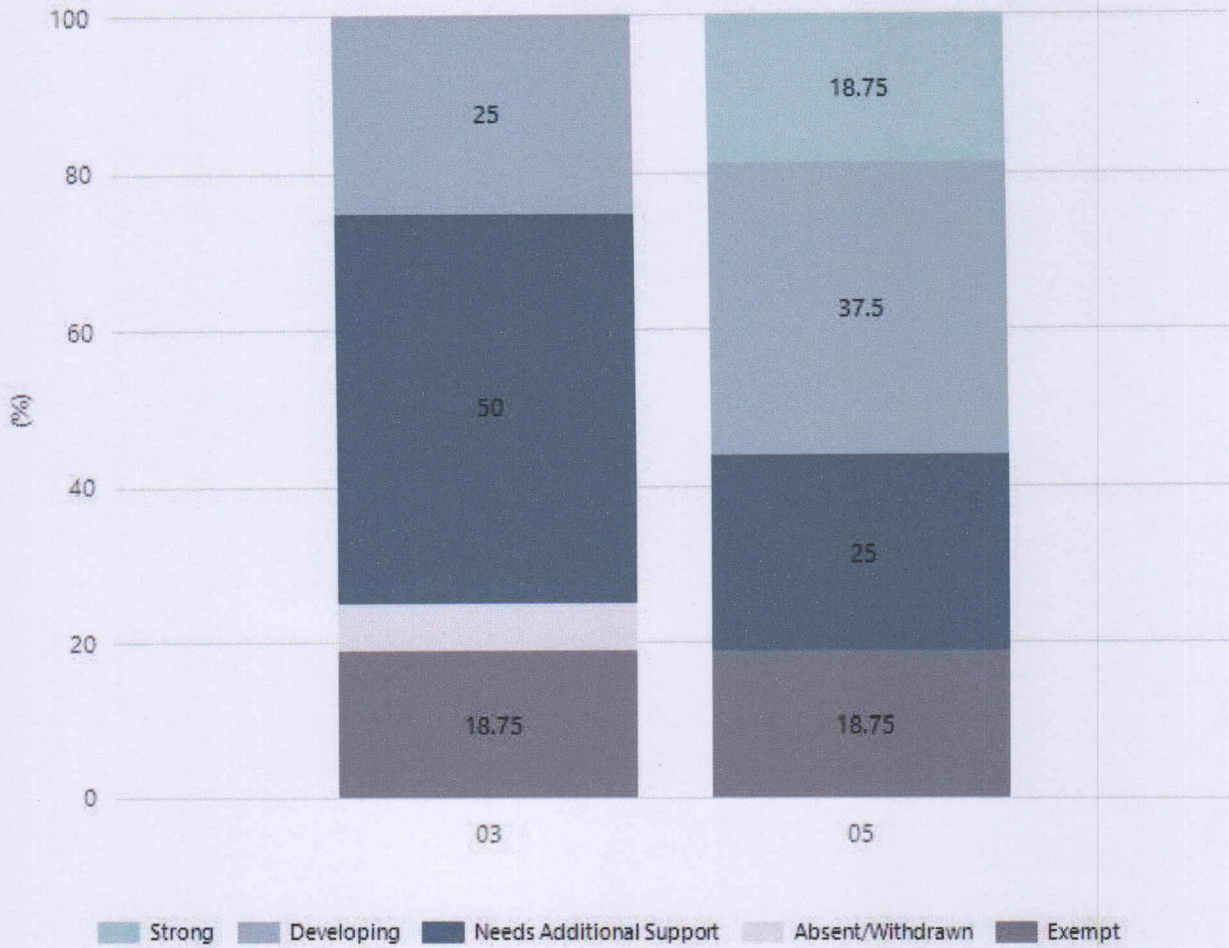
Numeracy



Year Level	03	05
Strong	2	1
Developing	1	4
Needs Additional Support	9	8
Absent/Withdrawn	1	
Exempt	3	3
Total	16	16

Data Source: Department for Education Assessment Data Holdings, 2023. When there are less than six students in a cohort, no data is supplied. Only data for Aboriginal learners is displayed.

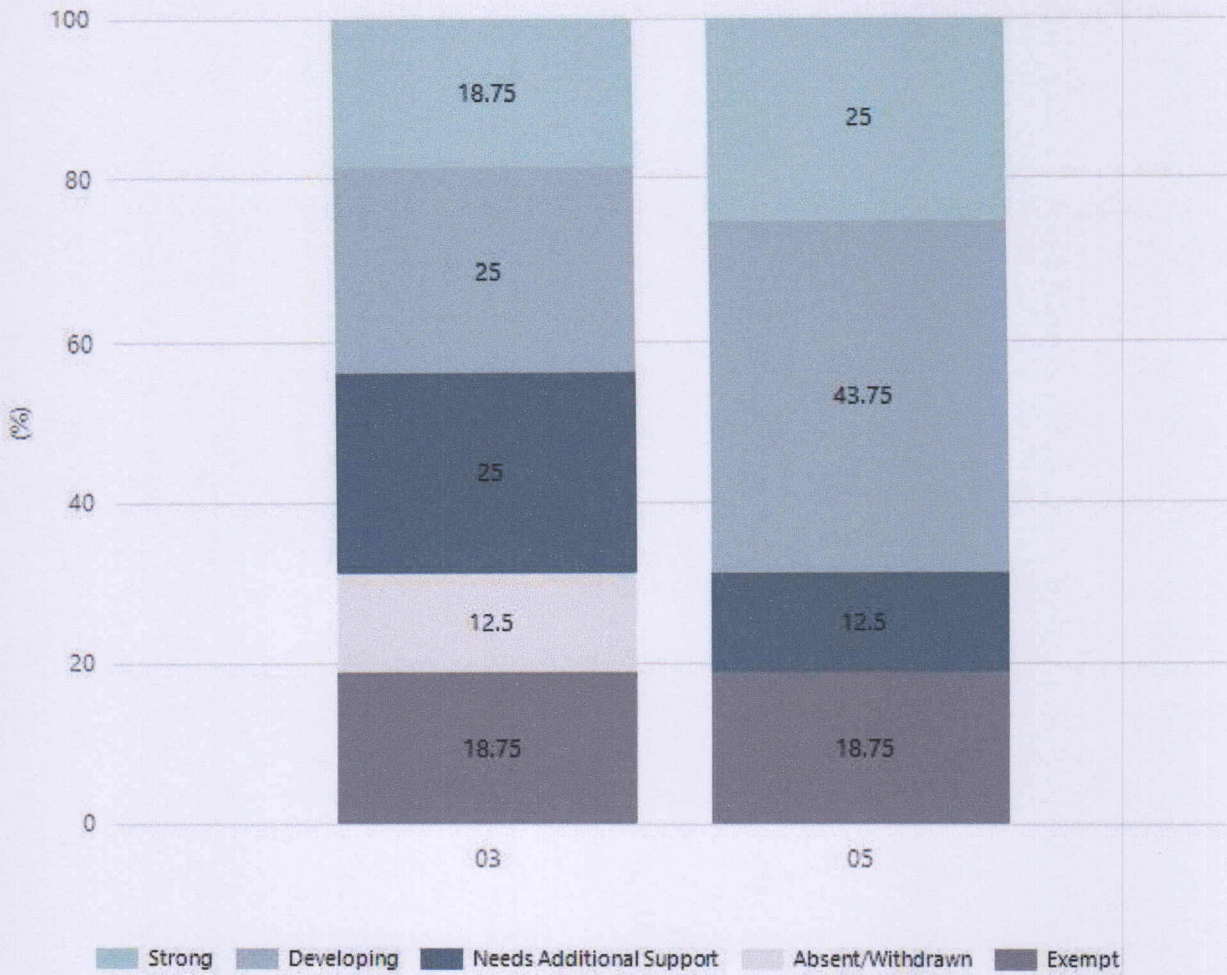
Reading



Year Level	03	05
Strong		3
Developing	4	6
Needs Additional Support	8	4
Absent/Withdrawn	1	
Exempt	3	3
Total	16	16

Data Source: Department for Education Assessment Data Holdings, 2023. When there are less than six students in a cohort, no data is supplied. Only data for Aboriginal learners is displayed.

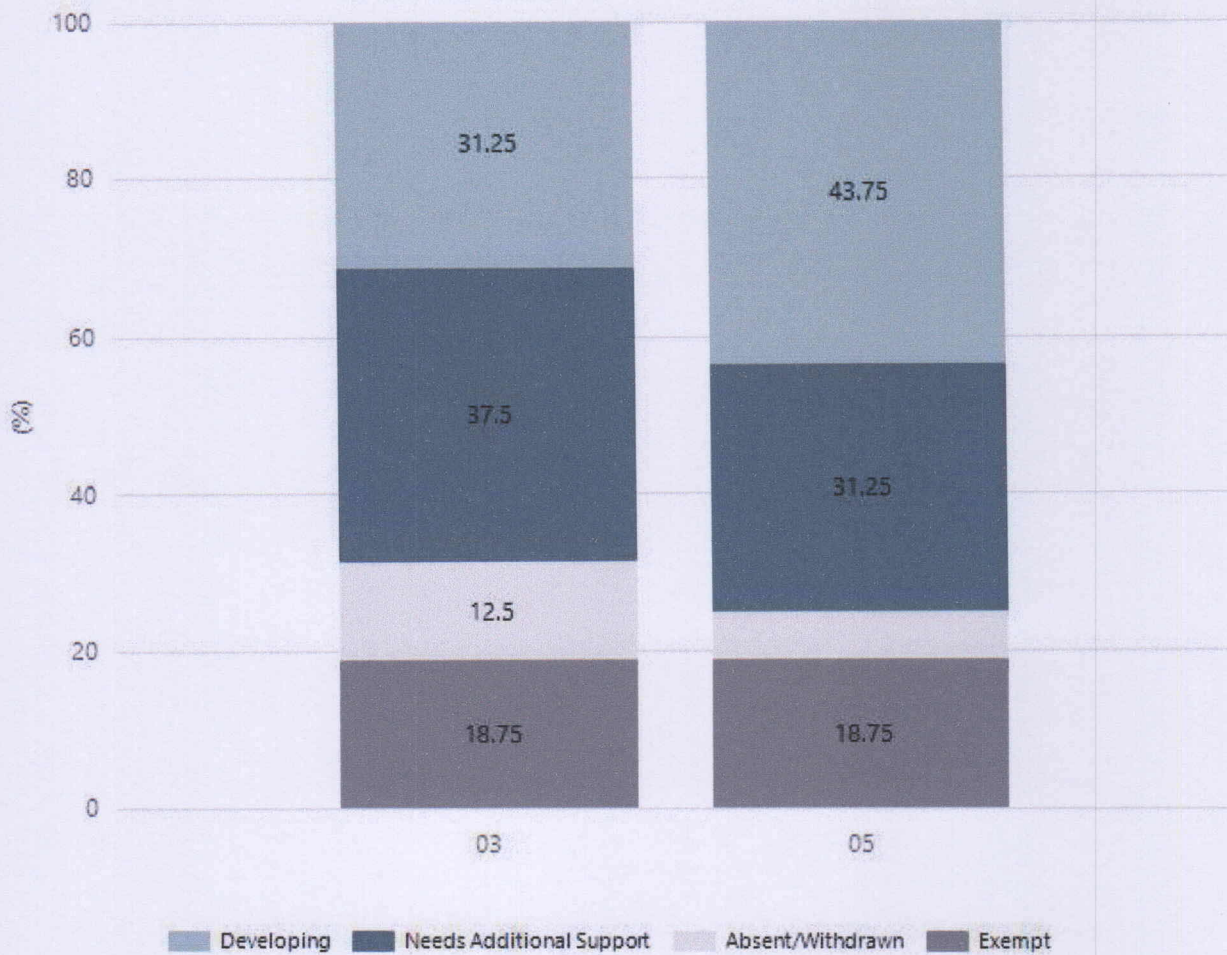
Writing



Year Level	03	05
Strong	3	4
Developing	4	7
Needs Additional Support	4	2
Absent/Withdrawn	2	
Exempt	3	3
Total	16	16

Data Source: Department for Education Assessment Data Holdings, 2023. When there are less than six students in a cohort, no data is supplied. Only data for Aboriginal learners is displayed.

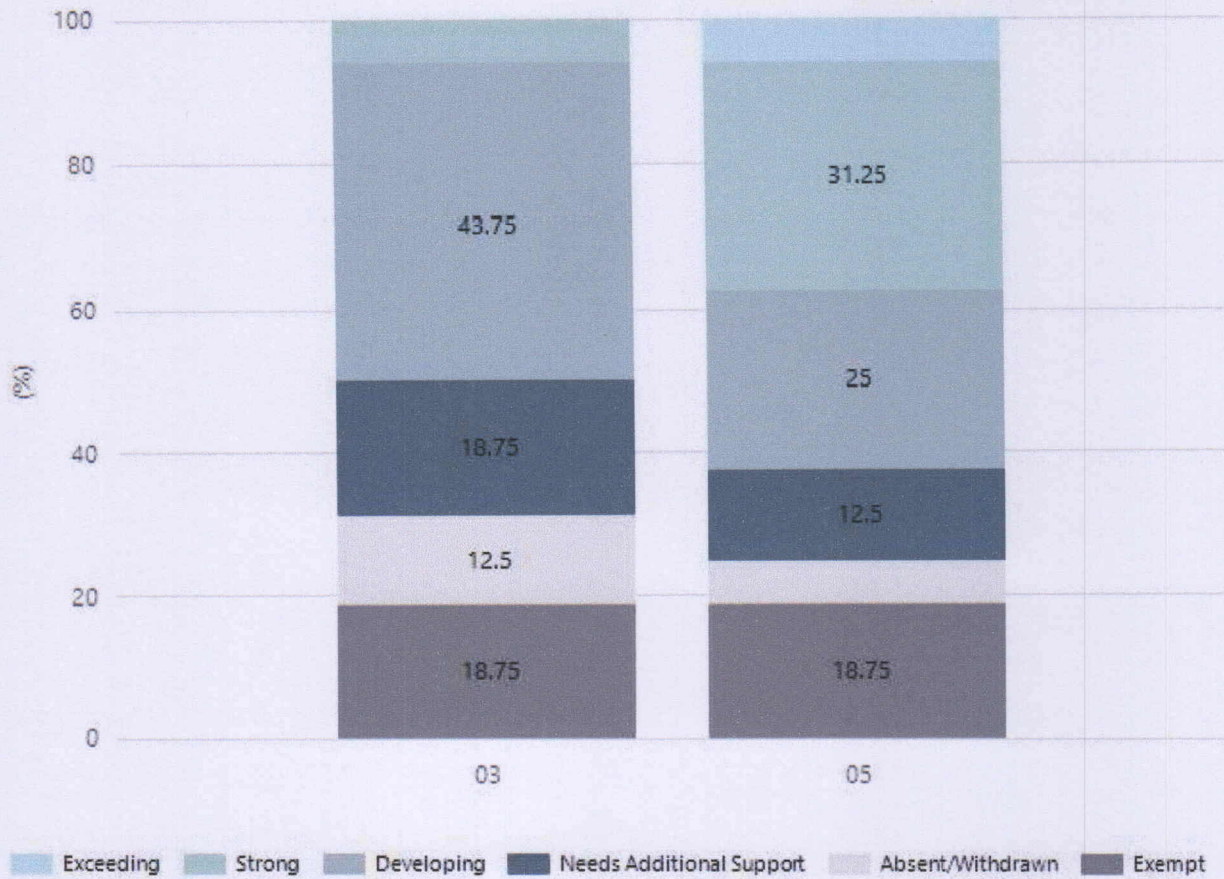
Grammar



Year Level	03	05
Developing	5	7
Needs Additional Support	6	5
Absent/Withdrawn	2	1
Exempt	3	3
Total	16	16

Data Source: Department for Education Assessment Data Holdings, 2023. When there are less than six students in a cohort, no data is supplied. Only data for Aboriginal learners is displayed.

Spelling



Year Level	03	05
Exceeding		1
Strong	1	5
Developing	7	4
Needs Additional Support	3	2
Absent/Withdrawn	2	1
Exempt	3	3
Total	16	16

Data Source: Department for Education Assessment Data Holdings, 2023. When there are less than six students in a cohort, no data is supplied. Only data for Aboriginal learners is displayed.

School Attendance

Year Level	2021	2022	2023
Reception	81.7%	76.3%	80.4%
Year 01	75.2%	59.4%	75.0%
Year 02	83.6%	65.8%	70.8%
Year 03	89.2%	73.1%	71.8%
Year 04	85.1%	78.4%	71.9%
Year 05	77.8%	77.2%	67.0%
Year 06	80.9%	70.5%	69.8%
Year 07	73.4%		
Primary Other	74.8%	60.5%	48.2%
Total	81.0%	71.6%	70.8%

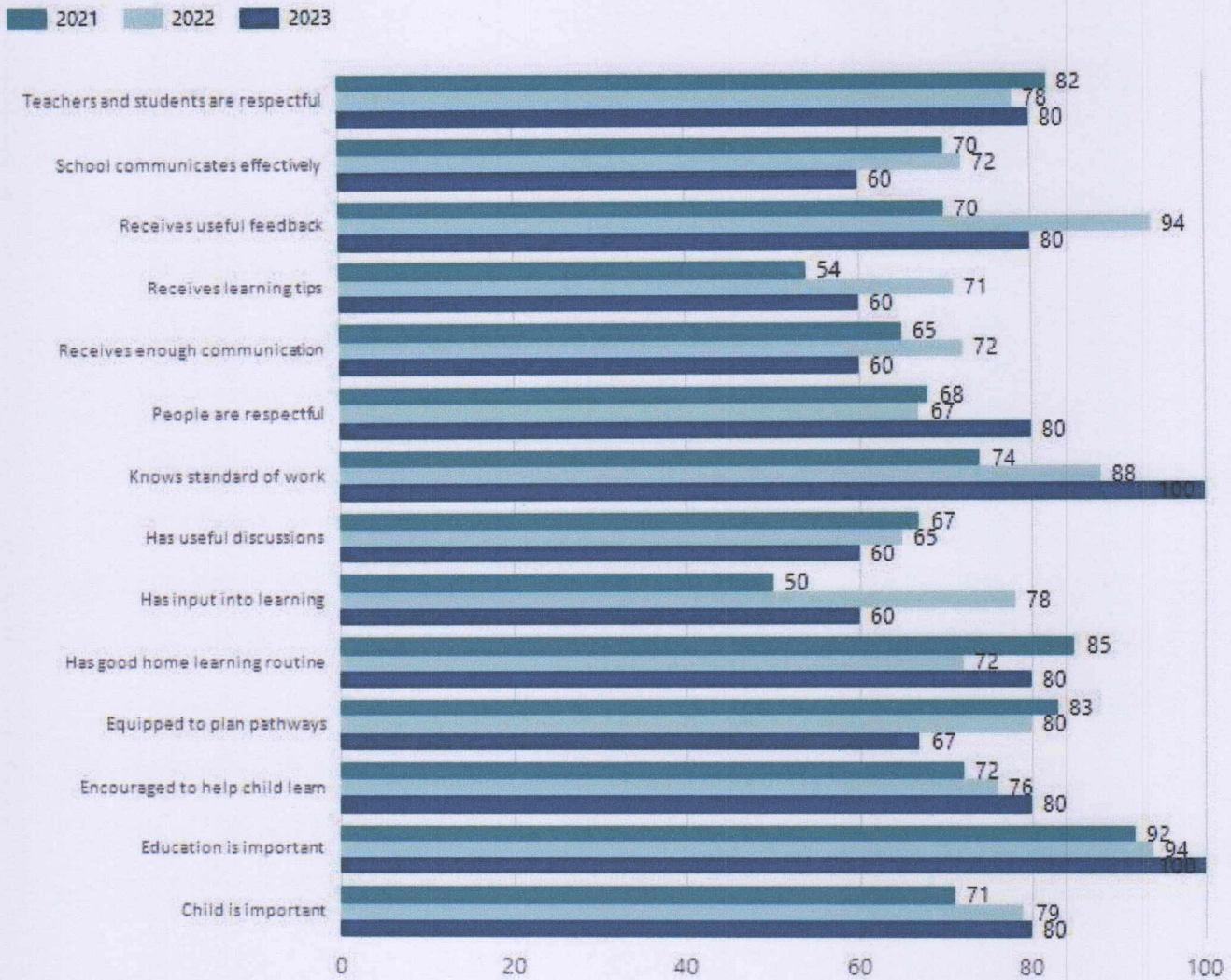
Data Source: Department for Education Attendance Data, Semester 1 Report 2023. A blank cell indicates there were no students enrolled. 'Primary Other' includes students enrolled in specialised education options. 'Secondary Other' includes students who have already spent a year at Year 12 and elected to undertake further study at Year 12.

Attendance Comment

In South Australia, all children and young people must be in school from 6 years to 16 years old. They must attend a government or non-government school full time. From age 16 to 17 however, young people must attend school or an approved learning program (such as an apprenticeship, traineeship, accredited course or university). Schools and parents must encourage and support students to come to school every day. Parents and caregivers must make sure their child is enrolled in a school, and attends school all day and everyday it is open, unless a child is sick or has an approved exemption. Teachers and leaders actively follow up when a student misses school, including recording all absences and non-attendance. All schools in South Australia have local attendance procedures governed under the Education and Children's Services Regulations 2020.

Parent Opinion Survey Results

Proportion of agree/strongly agree response(%)



Data Source: 2023 Department for Education Parent Opinions Survey, Term 3 2023.

Intended Destination

Leave Reason	Number	%
NG - ATTENDING NON-GOV SCHOOL IN SA	8	35.0%
TG - TRANSFERRED TO SA GOVERNMENT SCHOOL	15	65.0%

Data Source: Department for Education Destination Data Report, 2023. Data extract term 3 2023. Data shows recorded destinations for students that left the school in the previous year. Data is uploaded by schools in term 3 and may not reflect final or total figures at time of report creation.

Highest Qualifications held by the teaching workforce and workforce composition

All teachers at this school are qualified and registered with the SA Teachers Registration Board.

Qualification Level	Number of Qualifications
Bachelor's degrees or Diplomas	16
Postgraduate Qualifications	2

Data Source: Data extracted from Mandatory Workforce Information Collections as on the last pay date of June 2023. As self-reported by staff in the system.

Please note: Data includes staff who are Actively employed and on extended paid leave. Please note only the highest qualification of the Teaching staff is reported. Excludes any number of other certifications earned.

Workforce composition including indigenous staff

	Non-Teaching Staff		Teaching Staff	
	Indigenous	Non-Indigenous	Indigenous	Non-Indigenous
Full-Time Equivalents	4.3	8.4	2.0	15.3
Persons	5.0	12.0	2.0	16.0

Data Source: Data extracted from Mandatory Workforce Information Collection as on the last pay date of June 2023.

Please note: Data includes staff who are actively employed and on extended paid leave. "Indigenous category" is self-reported by staff in the system.

Financial Statement

Funding Source	Amount
Grants: State	\$3, 876, 123.82
Grants: Commonwealth	nil
Parent Contributions	\$43, 301.75
Fund Raising	\$2, 722.50
Other	\$31, 875.63

Data Source: School supplied data.

Governing Council Report

Firstly, I would like to thank all members of Governing Council for volunteering their time to attend meetings and offering support and suggestions for the continual improvement of our school, your contributions are so valuable and I have appreciated the dedication everyone has shown. Special thanks to Bec and all the staff - especially Keli and Donna for the support and commitment they have shown throughout the year.

The Governing Council for 2023 was made up of 10 members, 7 elected and nominated parents, the school principal, a staff representative and a community representative. Meetings were generally held twice a term.

Highlights for 2023 for the school include Sports Day and Family night. We decided as a Governing Council to support a small local business Corral Cafe and invited this service to Sports Day to provide food and drinks to families and staff. Leanne Burnett, our Canteen Manager, also worked a modified canteen for the day with pre orders available. Both of these services were successful and provided families and students numerous options for food and drinks on the day. The amazing Clontarf Academy volunteered their time to assist with events on Sport's Day which was a major help for all staff. Their contributions towards our Sports Day over the last few years have been invaluable and greatly appreciated. On Family night this year we were able to provide a sausage sizzle and drinks stall fundraiser with Governing Council members and school staff operating the stalls. As always, the Christmas raffle was well received and provided some additional fundraising. 2023 saw both a Mother's and Father's Day stall organised by Tash Sghirripa and the SRC. This was extremely successful with numerous students and parents commenting on the event which will be continued each year for both celebrations. The Colour Fun Run was unfortunately cancelled due to extreme hot weather.

Thank you again for the commitment and contributions of Governing Council members and the staff and students of Augusta Park Primary School.

Carah Curley
Governing Council Chairperson